

# Incandescent lamps

# Linear application & general lighting



T37 Frosted



T37 White



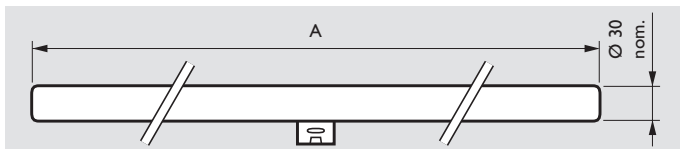
T37 Clear



T30 S14D



T30 S14S



Dimensions in mm

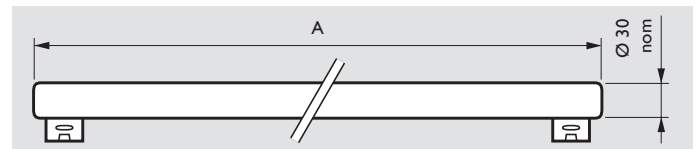
Type	A max.
Cap/base S14D	
T30 35W	300
T30 60W	500

Linear, double- or single-ended, vacuum incandescent lamps in three tube finishes: clear glass, inside frosted and white enamelled, equipped with single-coil filament. There are two members of the family: Philinea and Linolite. Their slender shape and high luminous intensity make these lamps very suitable for lighting shop-windows and show-cases as well as for a wide range of home applications. With Linolite the filament, extending over the entire length of the lamp, provides a linear, uniform strip of light.


The positioning of the Philinea lamp bases allows the lamps to be installed to form continuous strips of light. The clear glass type for linolite is used where brilliance is called for; the inside-frosted version requires less screening and is suitable for low-glare lighting; the white enamelled lamp is used for softly diffused lighting. Burning position: universal.

### Applications

- Shop windows, showcases, pictures, mirrors, kitchen furnitures and many other similar objects

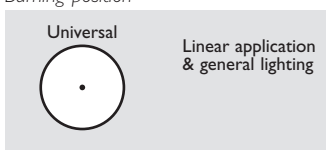


Type	A max.
Cap/base S14S	
T30 35W	300
T30 60W	500
T30 120W	1000



Type	A max.	B nom.
T26 S15	223	26
T37 S19	310	37

### Burning position



## Incandescent lamps



## Linear application & general lighting

Commercial name	Type	W	V	Cap/base	Finish	Lamp life 100% h	EOC
<b>LINOLITE</b>							
PRACTITONE	T26	40W	230V	S15	FR	1000	031495
PRACTITONE	T37	40W	230V	S19	FR	1000	056825
PRACTITONE	T37	40W	230V	S19	WHITE	1000	056849
PRACTITONE	T37	60W	230V	S19	CL	1000	033246
PRACTITONE	T37	60W	230V	S19	WHITE	1000	056832
PRACTITONE	T37	75W	230V	S19	FR	1000	033239
PRACTITONE	T37	75W	230V	S19	WHITE	1000	035646
<b>PHILINEA</b>							
PRACTITONE	T30	35W	125-130V	S14S	WHITE	1000	137869
PRACTITONE	T30	35W	230V	S14D	WHITE	1000	013552
PRACTITONE	T30	35W	230V	S14S	WHITE	1000	013606
PRACTITONE	T30	35W	240V	S14D	WHITE	1000	056894
PRACTITONE	T30	35W	240V	S14S	WHITE	1000	056900
PRACTITONE	T30	60W	125-130V	S14S	WHITE	1000	137883
PRACTITONE	T30	60W	230V	S14D	WHITE	1000	013576
PRACTITONE	T30	60W	230V	S14S	WHITE	1000	013569
PRACTITONE	T30	60W	240V	S14S	WHITE	1000	056931
PRACTITONE	T30	120W	230V	S14S	WHITE	1000	019776