

# H.I.D. lamps

# MASTERcolour CDM-R



35 W PAR 20L 10 degrees



35 W PAR 20L 30°



35 W PAR 30L 10°



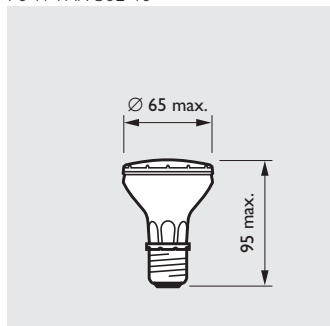
35 W PAR 30L 30°



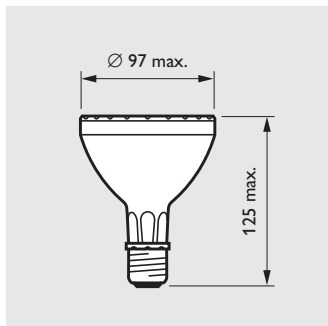
70 W PAR 30L 10°



70 W PAR 30L 40°



PAR 20



PAR 30

Dimensions in mm

The CDM-R comprises a range of reflector metal halide lamps with a warm colour impression (3000 K) and excellent colour rendering.

High beam intensities can be created thanks to the small axial discharge arc, optimally positioned in the internal reflector.

Low operating costs result from the high lamp efficacy, combined with long lamp life compared to incandescent and halogen lamps.

The CDM-R's unique "effect/lamp volume" ratio increases flexibility in application and allows powerful lighting accents from inconspicuous luminaires.

Ease of luminaire design is provided since the CDM-R lamps can be used in open luminaires.

In indoor applications comfort is enhanced because of the relatively low heat output of the lamps.

The lamps contain a UV-Block burner capsule for reduced fading risks.

CDM-R lamps have to be used in combination with a ballast and an ignitor or a suitable fully electronic ballast, like the Philips MHC/EMC range.

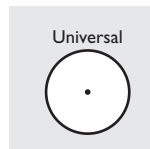
For a satisfactory operation of the lamp on conventional gear; the mains supply should not fluctuate more than 5% from the rated voltage of the ballast. If there is a constant deviation of more than 3 % of the rated voltage, another ballast rating is recommended. Burning position: universal.

**Note**

**CDM-R is equipped with an E27 lamp base, E27 lampholders used must be suitable for ignition peaks up to 5 kV.**

**Applications**

- Accent/decorative lighting: sparkling, theatrical effects in display lighting, even in surroundings with a high luminance level like shop windows.
- General lighting: in downlighters, a warm, comfortable atmosphere can be created.



Burning position

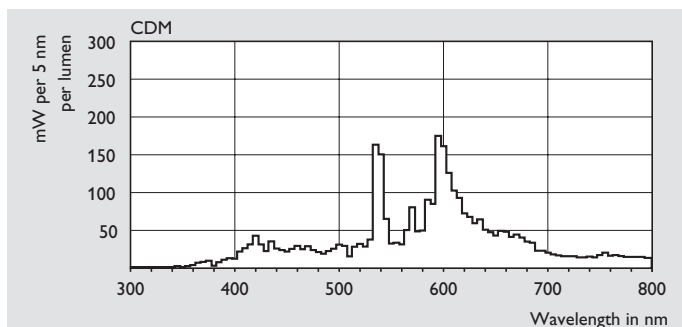


# H.I.D. lamps

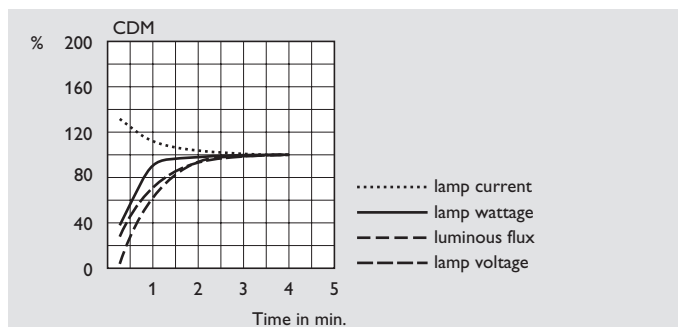
# MASTERcolour CDM-R

Commercial name	Type	Cap/base	Lamp wattage W	Lamp voltage V	Correlated colour temperature K	Lumen output reflector lm	Colour rendering index	Max luminous intensity cd	Lamp current A
<b>CDM-R</b>									
MASTERcolour CDM-R	CDM-R 35W/830 PAR20L10DG	E27	38	88	3000	2000	81	23000	0.5
MASTERcolour CDM-R	CDM-R 35W/830 PAR20L30DG	E27	38	88	3000	2000	81	5000	0.5
MASTERcolour CDM-R	CDM-R 35W/830 PAR30L10DG	E27	38	88	3000	2200	81	44000	0.5
MASTERcolour CDM-R	CDM-R 35W/830 PAR30L30DG	E27	38	88	3000	2200	81	7400	0.5
MASTERcolour CDM-R	CDM-R 70W/830 PAR30L10DG	E27	73	90	3000	4850	83	68000	1.0
MASTERcolour CDM-R	CDM-R 70W/830 PAR30L40DG	E27	73	90	3000	4850	83	10000	1.0

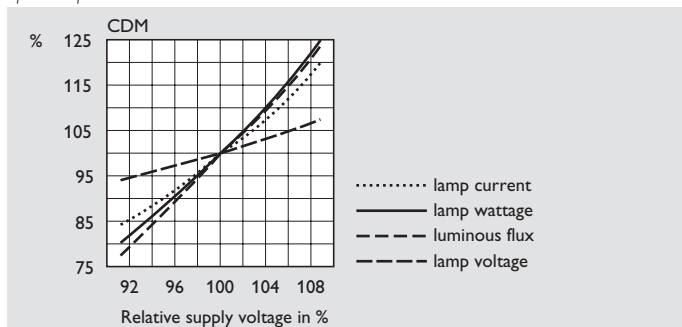
Commercial name	Type	Maximum permissible base/pinch temperature °C	Maximum permissible bulb temperature °C	Chromaticity coordinate x	Chromaticity coordinate y	Minimum ignition supply voltage V	Nett weight g	Ilcos code	EOC
<b>CDM-R</b>									
MASTERcolour CDM-R	CDM-R 35W/830 PAR20L10DG	200	300	433	402	198	120	MR-35/20/1B-H-E27	198082
MASTERcolour CDM-R	CDM-R 35W/830 PAR20L30DG	200	300	433	402	198	120	MR-35/20/1B-H-E27	198105
MASTERcolour CDM-R	CDM-R 35W/830 PAR30L10DG	200	300	431	400	198	225	MR-35/30/1B-H-E27	197016
MASTERcolour CDM-R	CDM-R 35W/830 PAR30L30DG	200	300	431	400	198	225	MR-35/30/1B-H-E27	197030
MASTERcolour CDM-R	CDM-R 70W/830 PAR30L10DG	200	300	427	397	198	225	MR-70/30/1B-H-E27	197054
MASTERcolour CDM-R	CDM-R 70W/830 PAR30L40DG	200	300	427	397	198	225	MR-70/30/1B-H-E27	197078



Spectral power distribution



Lamp performance during run-up



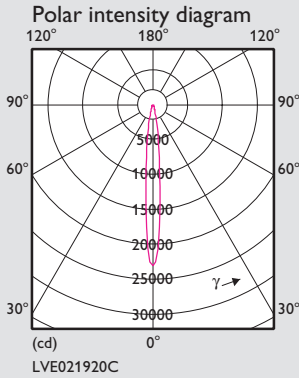
Effects of mains voltage variations

# H.I.D. lamps

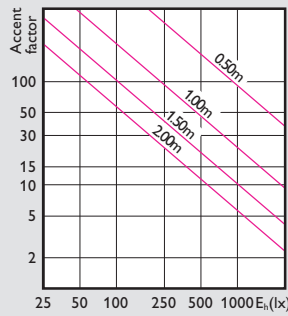
# MASTERcolour CDM-R

## PAR 20/035 10D

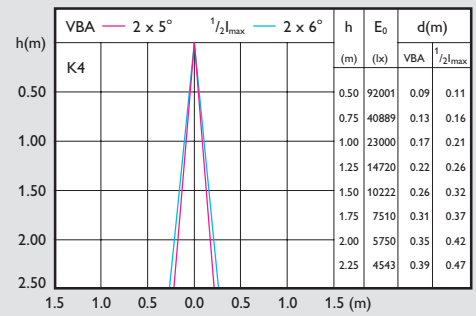
## 1 x CDM-R20-35W / 830



Visual impact diagram

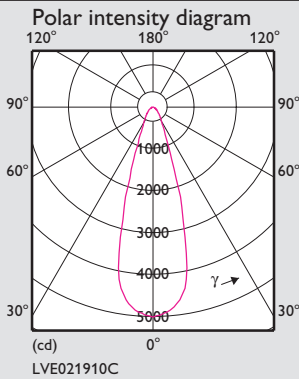


Beam diagram

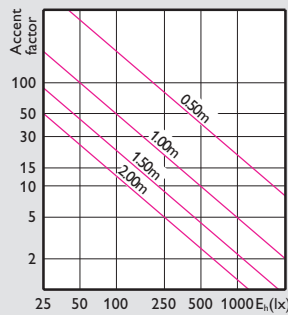


## PAR 20/035 30D

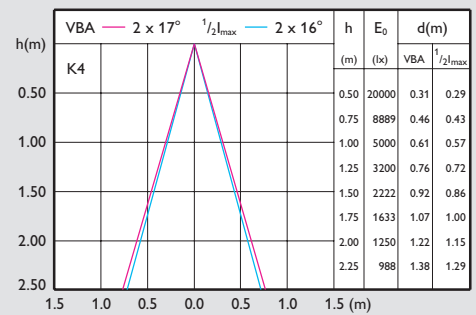
## 1 x CDM-R20-35W / 830



Visual impact diagram

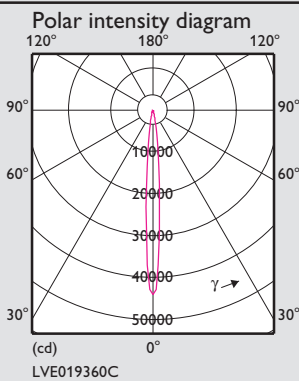


Beam diagram

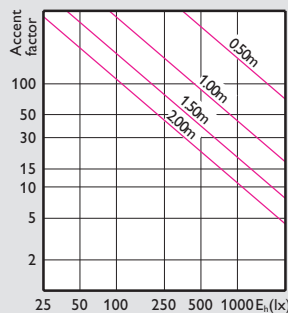


## PAR 30L/035 10D

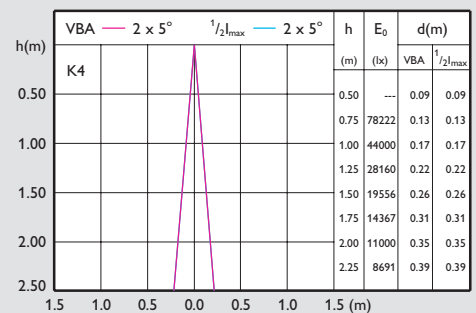
## 1 x CDM-R30-35W / 830



Visual impact diagram



Beam diagram

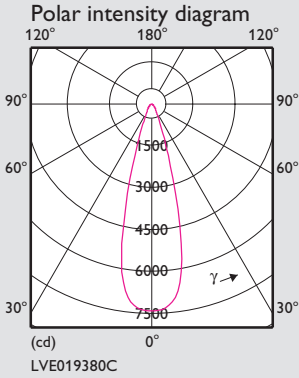


# H.I.D. lamps

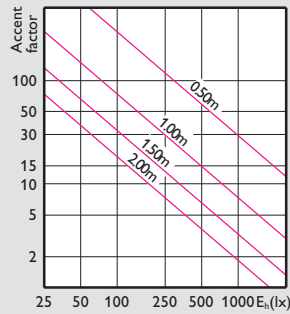
# MASTERcolour CDM-R

## PAR 30L/035 30D

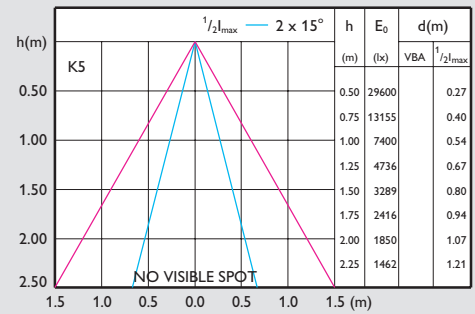
## 1 x CDM-R30-35W / 830



Visual impact diagram

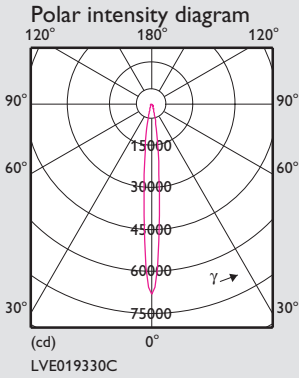


Beam diagram

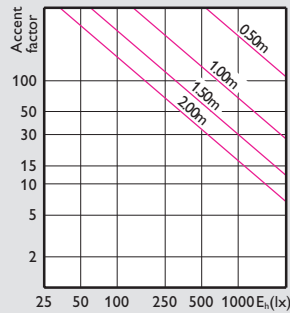


## PAR 30L/070 10D

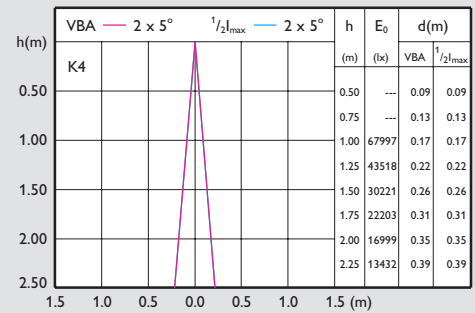
## 1 x CDM-R30-70W / 830



Visual impact diagram

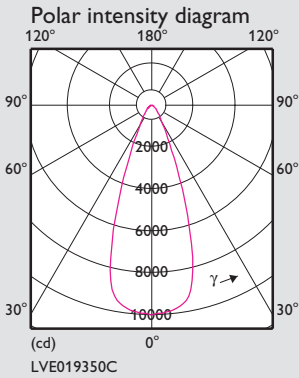


Beam diagram

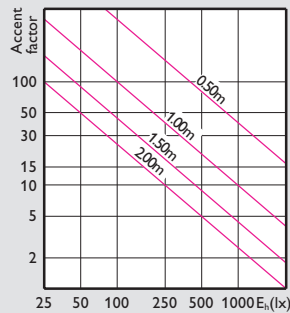


## PAR 30L/070 40D

## 1 x CDM-R30-70W / 830



Visual impact diagram



Beam diagram

