


Fluorescent lamps

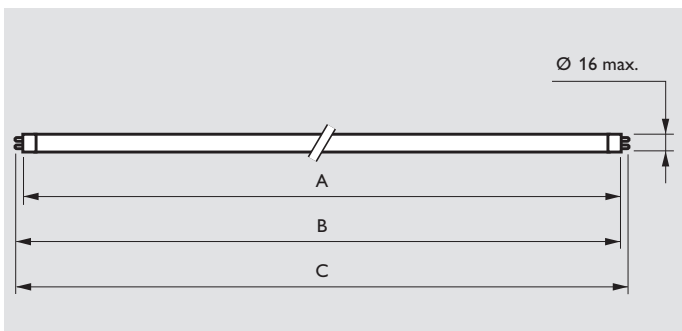
TL-Mini PRO



Low-pressure mercury discharge lamps with double-ended lamp connection. The tubular 16 mm envelope is internally coated with a high-quality fluorescent coating, ensuring a good (Super /80) colour rendering.

Applications

'TL' Super /80 Miniature lamps are ideal for applications where space is limited. Examples: Hall and staircase lighting in apartment buildings, traffic beacons and signs, embodied in furniture, mirror and cupboard lighting, emergency lighting, small lighting units in yachts or caravans, usually on low-voltage DC operation. The advantage of 'TL' Super /80 Miniature for these applications is: good colour rendering and high efficacy.



Dimensions in mm

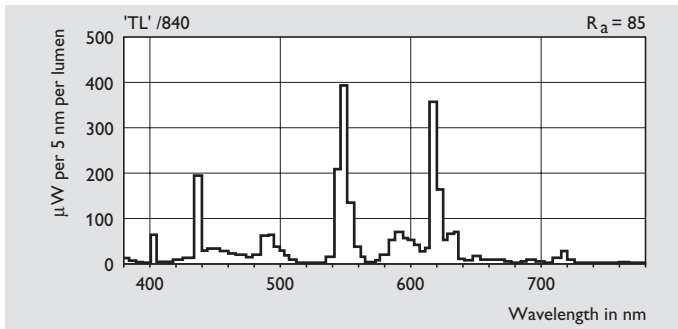
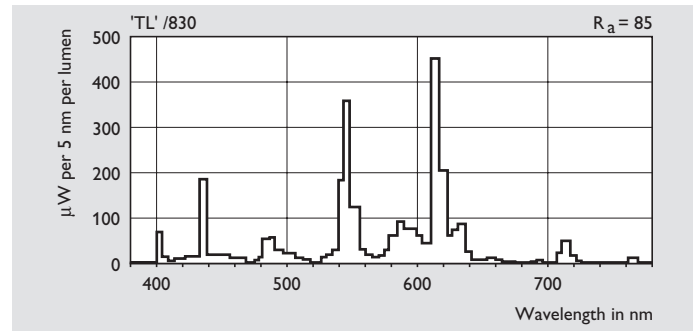
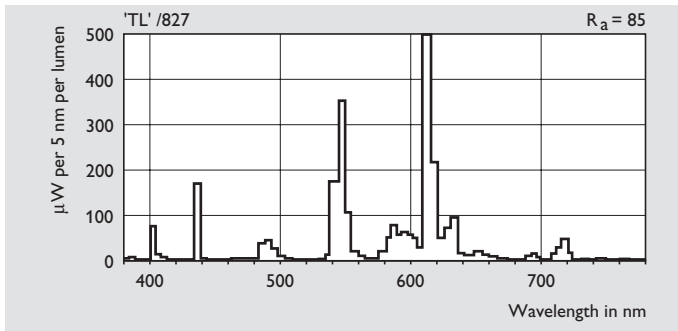
Type	A max.	B min.	B max.	C max.
'TL' 8W	288.3	293.0	295.4	302.5
'TL' 13W	516.9	521.6	524.0	531.1

Commercial name	Type	Cap/base	Lamp voltage V	Lamp current A	Colour designation	Correlated colour temperature K	Lumen output lm	Average luminance cd/cm ²	Nett weight g	EOC
/827										
TL Mini PRO	'TL' 8W /827	G5	56	0.15	INCAND. LIGHT	2700	470	1.05	29	704740
TL Mini PRO	'TL' 13W /827	G5	90	0.17	INCAND. LIGHT	2700	1000	1.20	45	704764
/830										
TL Mini PRO	'TL' 8W /830	G5	56	0.15	WARM WHITE	3000	470	1.05	29	716385
TL Mini PRO	'TL' 13W /830	G5	90	0.17	WARM WHITE	3000	1000	1.20	45	716811
/840										
TL Mini PRO	'TL' 8W /840	G5	56	0.15	COOL WHITE	4000	470	1.05	29	716422
TL Mini PRO	'TL' 13W /840	G5	90	0.17	COOL WHITE	4000	1000	1.20	45	716859

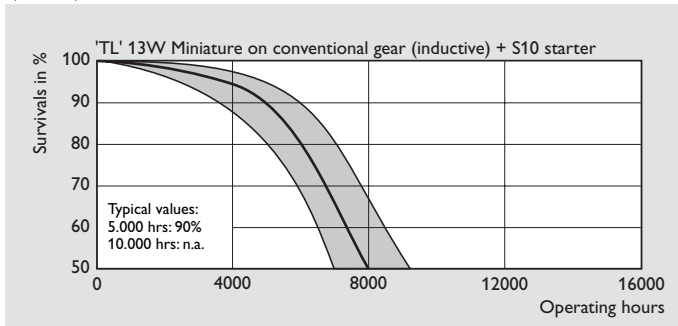


Fluorescent lamps

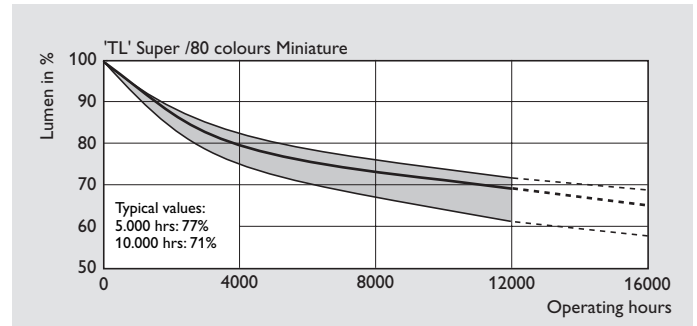
TL-Mini PRO



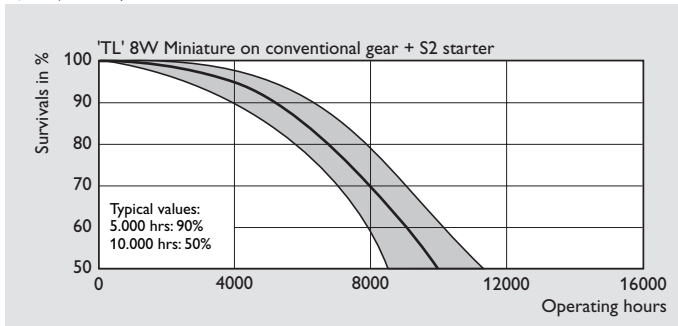
Spectral power distributions



Life expectancy



Lumen maintenance



Life expectancy